

# Draft Budget 2011

## ***THE FUTURE BEYOND THE CRISIS***

*Laying the cornerstone for smart, sustainable  
and inclusive growth*

Janusz Lewandowski  
Commissioner for Financial Programming and Budget

Brussels, 27th April 2010

# Where will EU money go in 2011

COMMITMENT APPROPRIATIONS BY HEADING	Billion €		% change from 2010*		Margins (Million €)
	CA	PA	CA	PA	CA
<b>1. Sustainable growth:</b>	<b>64.4</b>	<b>54.6</b>	<b>+3.4</b>	<b>+14.7</b>	<b>67.0</b>
<i>Competitiveness</i>	13.4	12.1	+4.4	+7.0	50.1
<i>Cohesion</i>	51.0	42.5	+3.2	+16.9	16.9
<b>2. Preservation and management of natural resources:</b>	<b>59.5</b>	<b>58.1</b>	<b>+0.0</b>	<b>+0.0</b>	<b>851.8</b>
<i>Direct payments &amp; market related expenditure</i>	43.7	43.7	-0.2	-0.1	
<i>Rural development, environment, fisheries</i>	15.8	14.4	+0.6	+0.4	
<b>3. Citizenship, freedom, security and justice:</b>	<b>1.8</b>	<b>1.5</b>	<b>+7.7</b>	<b>+6.7</b>	<b>85.9</b>
<i>Freedom, Security and Justice</i>	1.1	0.9	+12.8	+15.4	70.7
<i>Citizenship</i>	0.7	0.6	+0.0	-3.1	15.2
<b>4. The EU as a global player</b>	<b>8.6</b>	<b>7.6</b>	<b>+5.6</b>	<b>-2.4</b>	<b>70.3</b>
<b>5. Administrative expenditure (for all EU institutions):</b>	<b>8.3</b>	<b>8.3</b>	<b>+4.5</b>	<b>+4.5</b>	<b>149.3</b>
<i>of which Commission</i>	3.7	3.7	+2.9	+2.9	
<b>Total appropriations</b>	<b>142.6</b>	<b>130.1</b>	<b>+2.2</b>	<b>+5.9</b>	<b>1224.3</b>
<b>In % of EU-27 GNI</b>	<b>1.15</b>	<b>1.05</b>			

\* excl. Economic Recovery Plan

# EU spending proposal for 2011

## Commitment Appropriations

**€142.6 billion**  
1.15% of EU GNI

**+€3.1 billion,**  
**↗ 2.2%** compared to 2010\*

## Payment Appropriations

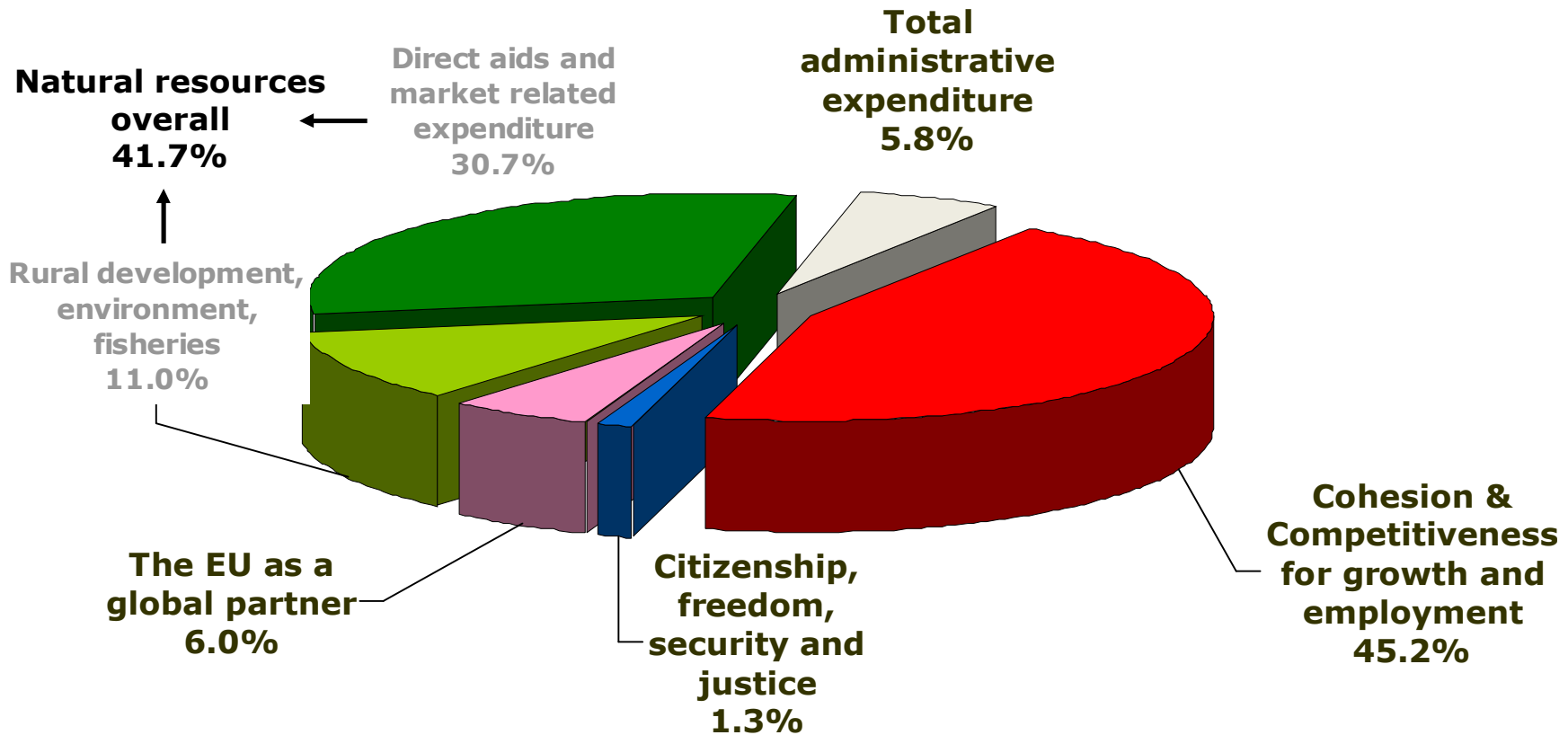
**€130.1 billion**  
1.05% of EU GNI

**+€7.1 billion,**  
**↗ 5.9%** compared to 2010

\* Excluding Economic Recovery Plan

# Share of spending areas

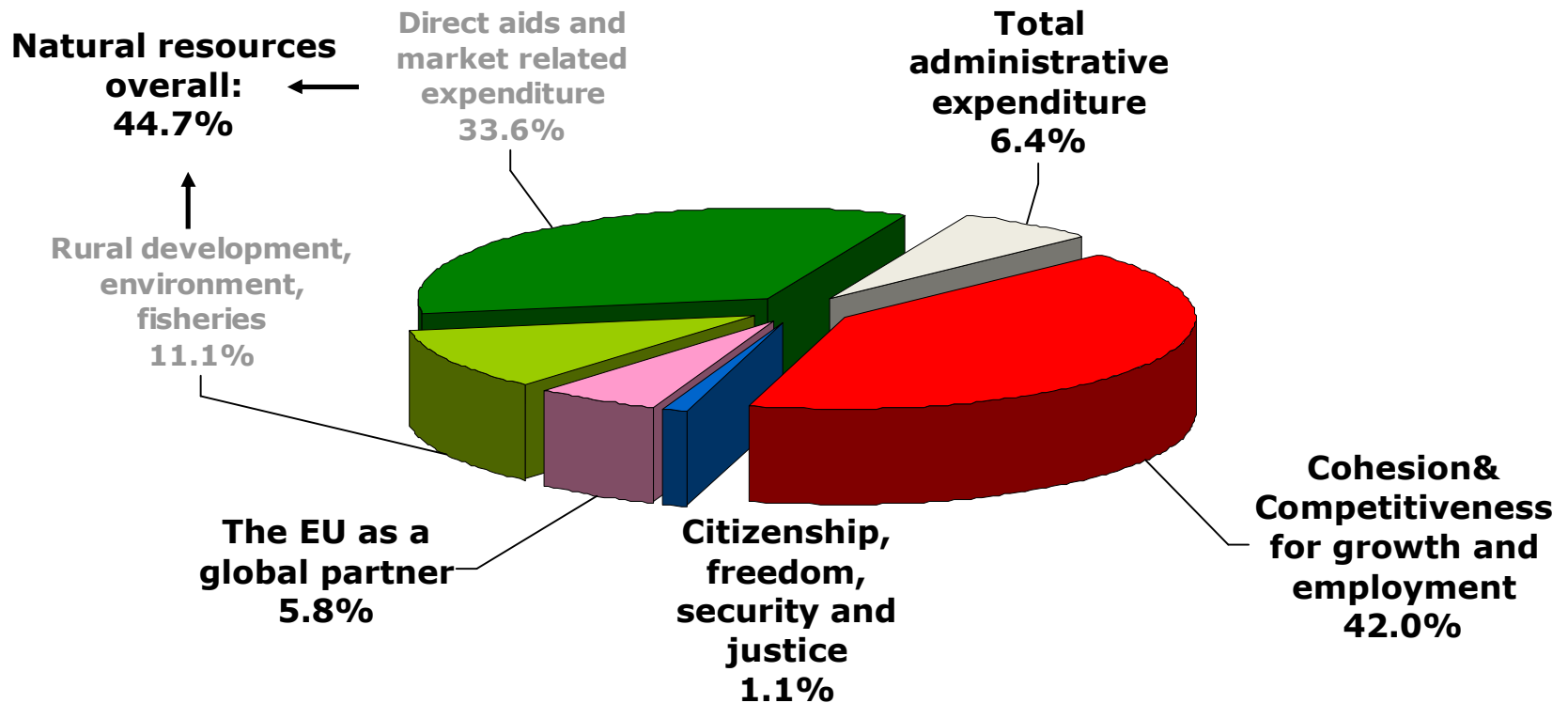
by headings, in %



**Total: € 142.6 billion**  
*in commitment appropriations*

# Share of spending areas

by headings, in %



**Total: € 130.1 billion**  
*in payment appropriations*

# Multiannual Financial Framework – Heading 1A

## Competitiveness for Growth and Employment



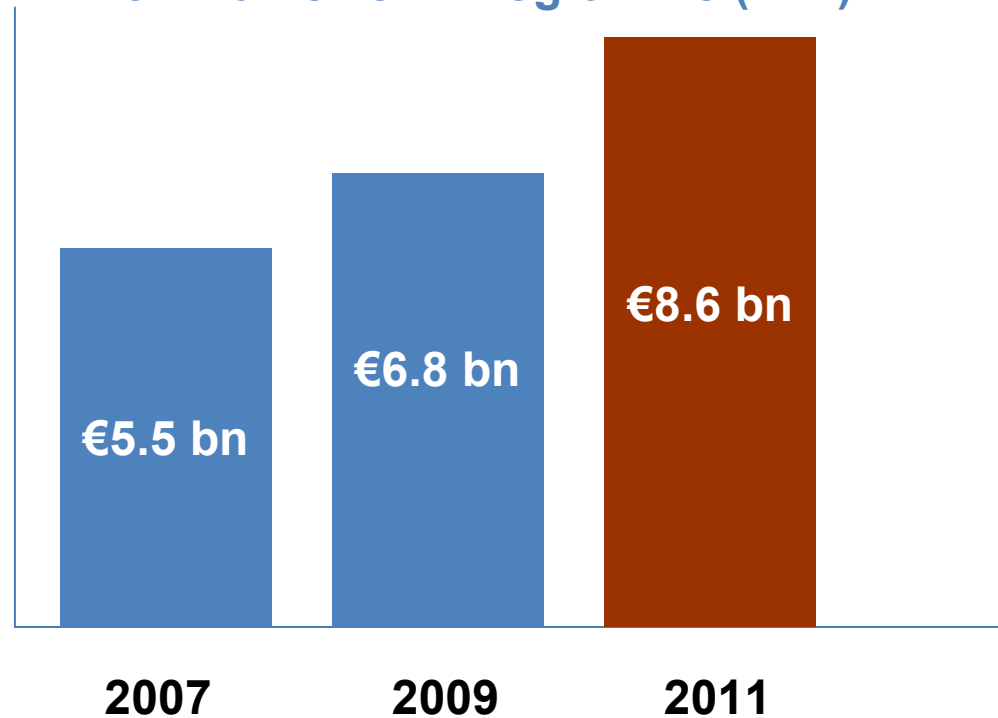
**Commitments:**  
**€13.4 billion**  
**+4.4% on 2010\***

**Margin €50.1 million\***

**Payment appropriations:**  
**€11.0 billion**  
**+7.0% on 2010\*\***

- ↗ TEN **+16.8%**
- ↗ FP7 **+13.8%**
- ↗ CIP (SMEs) **+4.4%**
- ↗ Lifelong Learning **+2.6%**

### Evolution of the 7th Framework Programme (FP7)




## Boosting the private sector

\* The margin does not take in to account the European Globalization Fund ( 500 million)  
 \*\* Excluding European Economic Recovery Plan

## Multiannual Financial Framework – Heading 1B

### *Cohesion for Growth and Employment*



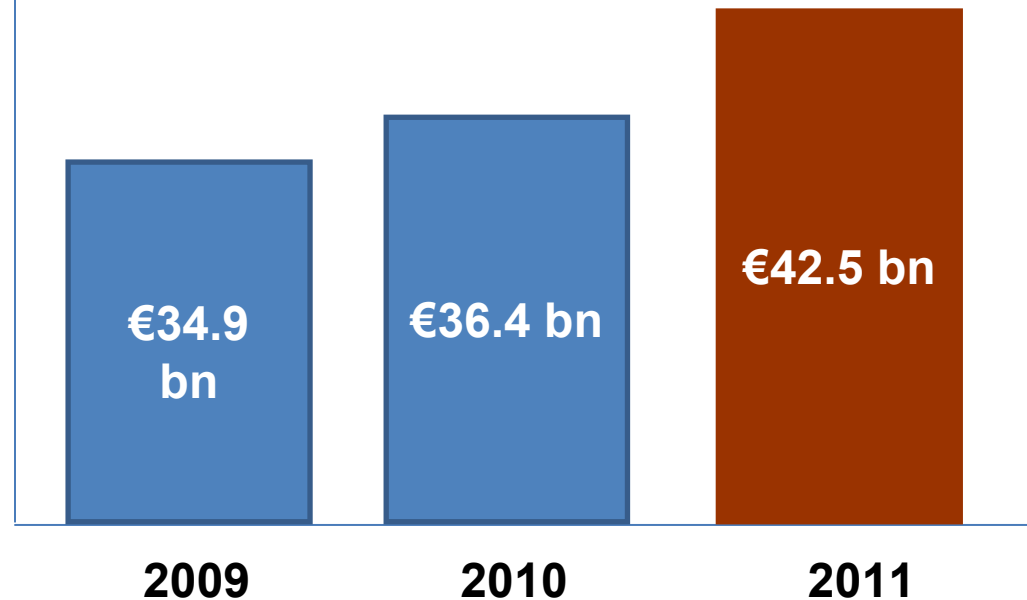
**Commitments:**  
**€51.0 billion**  
**+3.2% on 2010**

**Margin €16.9 million**

**Payment appropriations:**  
**€42.5 billion**  
**+16.9% on 2010**


- ↗ Cohesion Fund: **+8.7%**
- ↗ Territorial cooperation: **+5.6%**
- ↗ Structural funds: **+1.8%**

### Evolution of Cohesion Policy in payment appropriations



## Reinforcing Social, Economic and Territorial Cohesion

## Multiannual Financial Framework – Heading 2 *Management of Natural Resources*



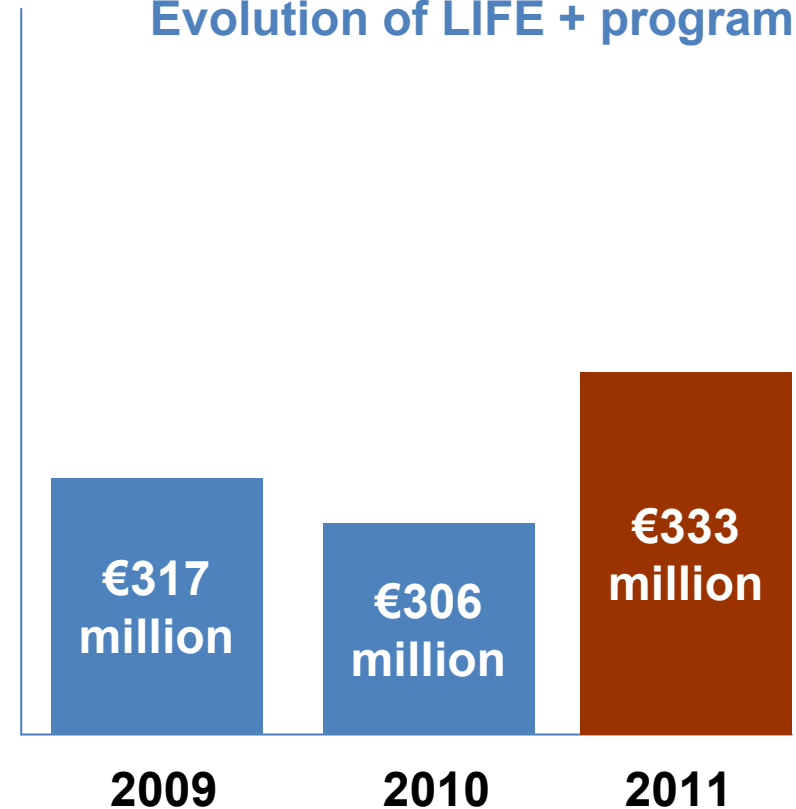
**Commitments:**  
**€59.5 billion**  
**+0.0% on 2010\***

**Margin €852 million**

**Payment appropriations:**  
**€58.1 billion**  
**+0.0% on 2010**

- ↘ Direct aid & Market related expenditure: **-0.2%**
- ↗ Rural development: **+0.5%**
- ↗ Life +: **+8.7%**

### Evolution of LIFE + program




**91% of Direct Aid Decoupled Compared to 85% in  
2010**



## Multiannual Financial Framework – Heading 3

### *Citizenship, Freedom, Security and Justice*



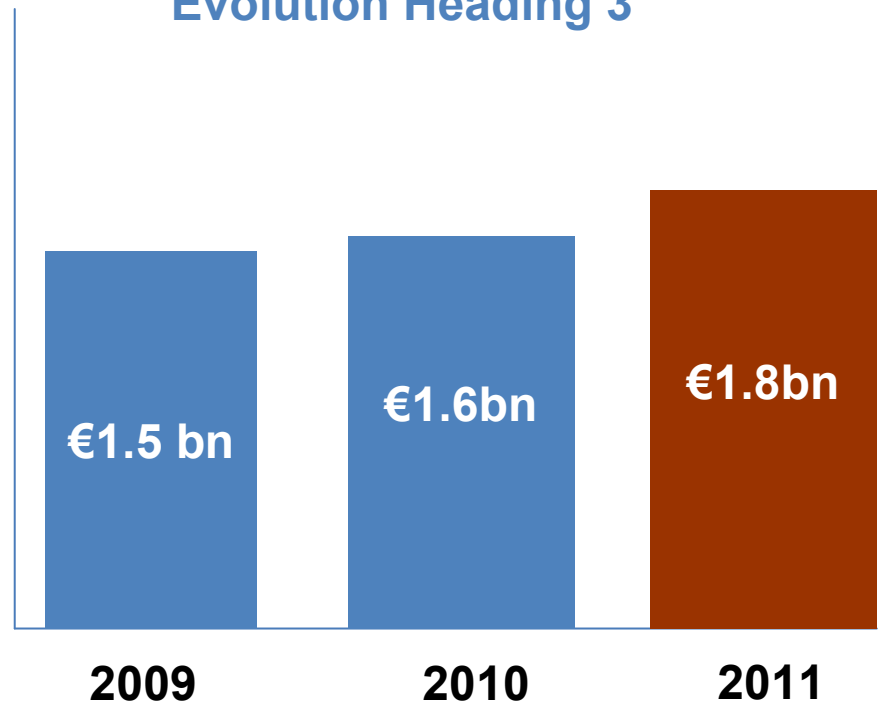
**Commitments:**  
**€1.8 billion**  
**+7.7% on 2010**

**Margin €85.9 million**

**Payment appropriations:**  
**€1.5 billion**  
**+6.7% on 2010**

- Securing and safeguarding liberties **+24.4%**
- Managing migration flows **+18.5%**
- Culture **+6.3%**
- Audiovisual and Media **+7.8%**

Evolution Heading 3



**Implementing the “Stockholm Programme”**

# Multiannual Financial Framework – Heading 4

## EU as a Global Player



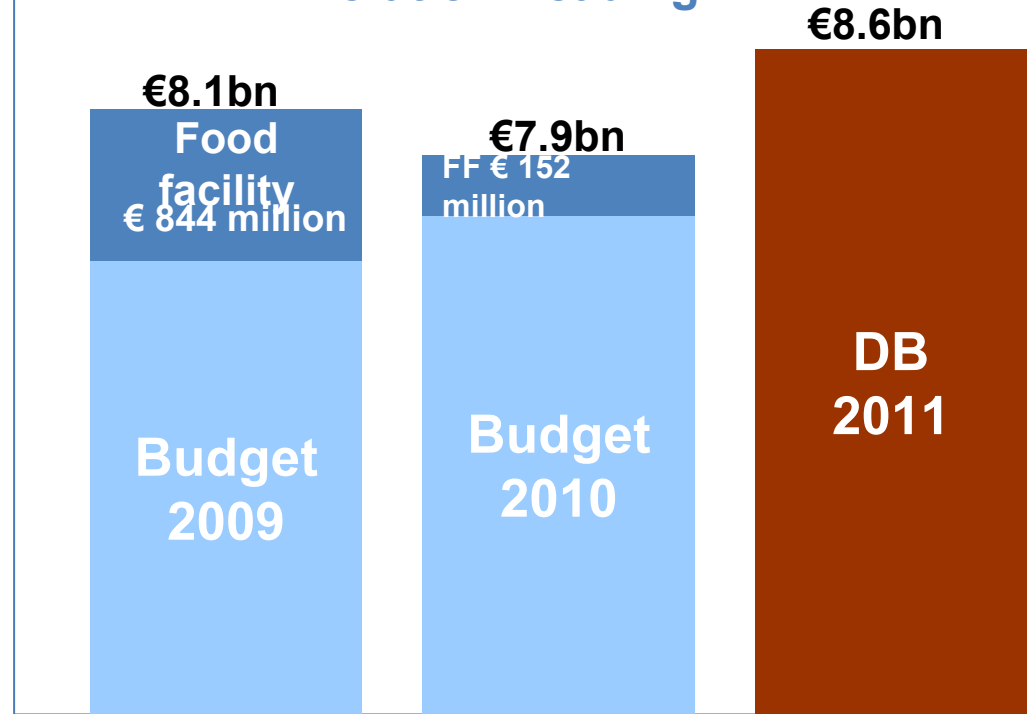
**Commitments:**  
**€8.6 billion**  
**+5.6% on 2010**

**Margin €70,3 million\***

**Payment appropriations:**  
**€7.6 billion**  
**-2.4% on 2010**

- ↗ Neighborhood policy (ENPI): **+3,2%**
- ↗ Pre-accession (IPA): **+13.2%**
- ↗ Cooperation (DCI) : **+3.9%**
- ↗ Instrument for Stability: **+32.2%**
- ↗ Foreign Security (CFSP) : **+16.3%**
- ↗ Humanitarian Aid: **+3.2%**

### Evolution Heading 4



## Promoting EU Values

\* The margin does not take into account the appropriations related to the Emergency Aid Reserve (253.9 Million)

## Multiannual Financial Framework – Heading 5 *Administration*

### **Commitments:**

**€8.3 billion**

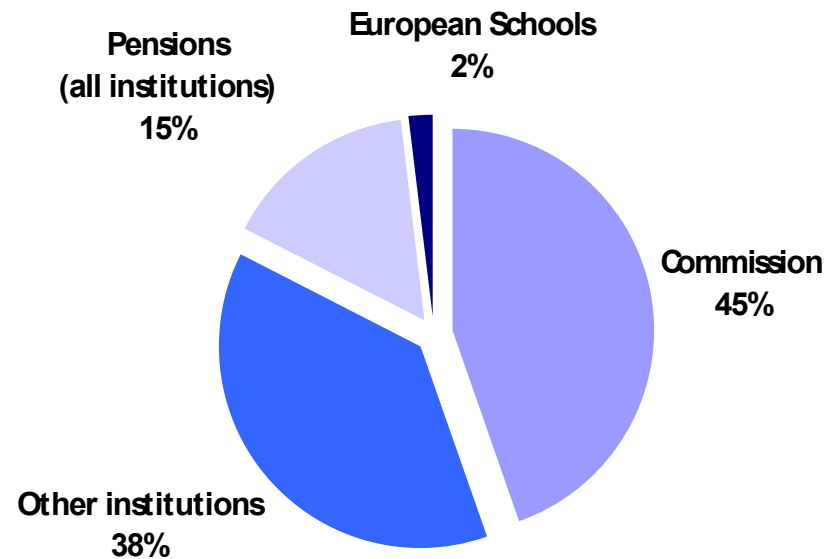
**+4.5% on 2010**

**Margin €149 million**

### **Payment appropriations:**

**€8.3 billion**

**+4.5% on 2010**



**No New Posts for the Commission in 2011**

# Growth and Jobs

## *Budget heading 1 “Sustainable growth”*

Commitment appropriations:

**€64.4 billion**

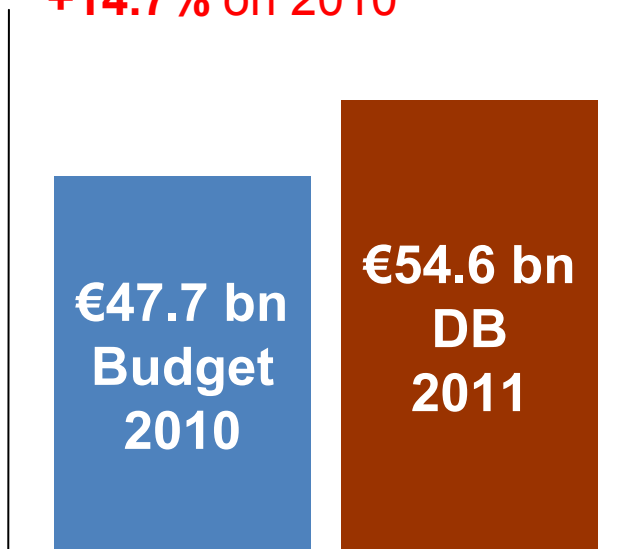
+3.4% on 2010 excluding European Economic Recovery

Plan

**Payment appropriations:**

**€54.6 billion**

+14.7% on 2010



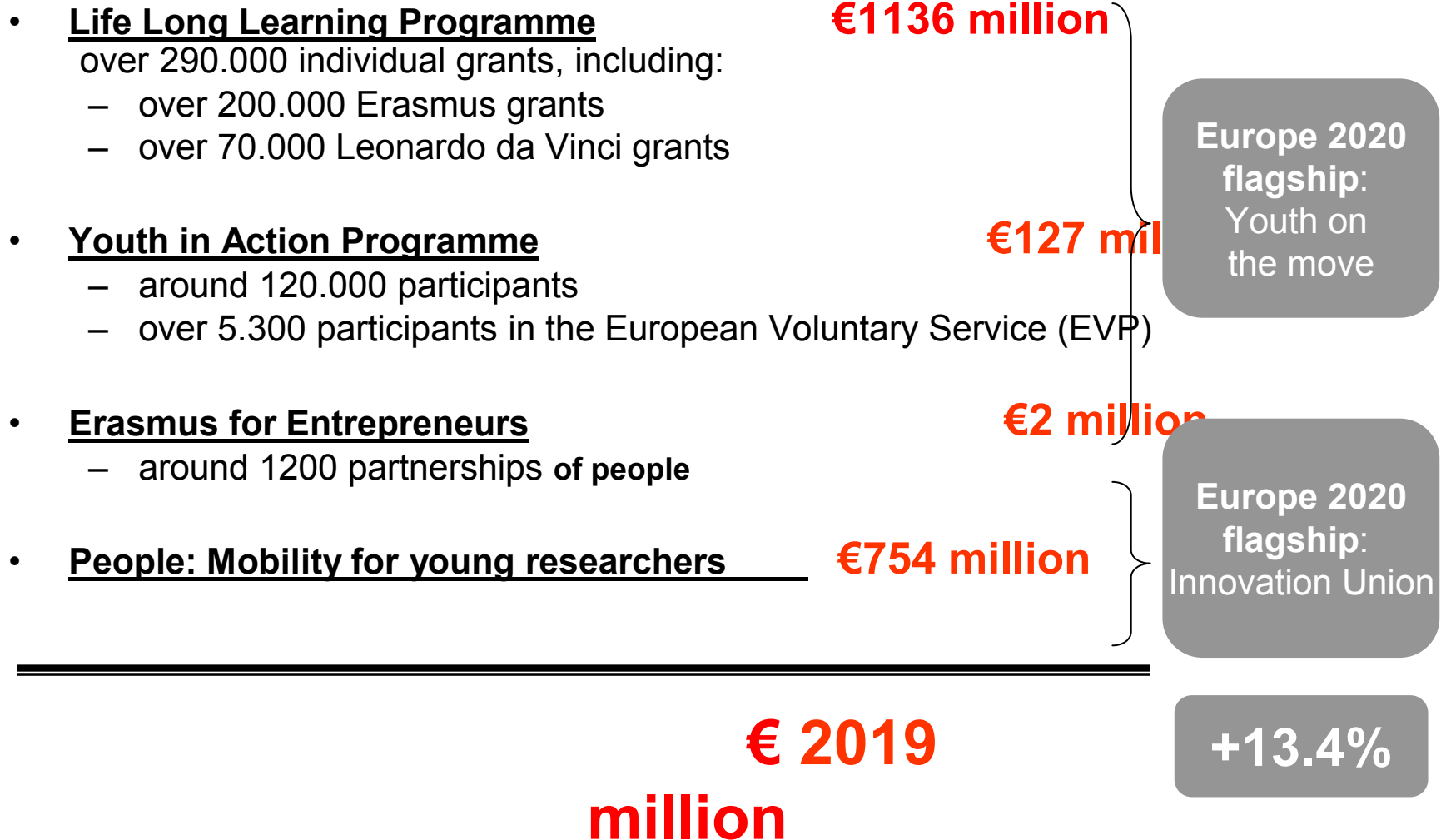
### Energy Projects to aid economic recovery

**€ 1.1 billion**

- ↗ **FP7 +10.1%**
- ↗ **Egnos/Galileo +22.2%**
- ↗ **Structural Funds +17.8%**
- ↗ **Cohesion Fund +13.1%**

**Supporting the EU economy post-crisis**

# Future for Our Youth



## Caring for the most vulnerable

### European Social Fund €10.9 billion

for training, employment or guidance of over 9 million citizens

### Globalisation Adjustment Fund €500 million /yearly

for workers suffering from the consequences of major structural changes in world trade patterns

### European Microfinance Facility €25 million

for launching micro-businesses

## 2011 External Relations Priorities

- **ENPI** **€1.7**  
**billion**
  - **Palestine** **€200**  
**million**
  - **reinforcing external dimension of Baltic Sea Strategy** **€7.9**  
**million**
  
- **Turkish Cypriot Community** **€25**  
**million**
  
- **Pledge MDG UN Conference and Global Fund for Fighting Tuberculosis and Malaria** **€65**  
**million**
  
- **Copenhagen/climate change (support to third countries)** **€65**  
**million**

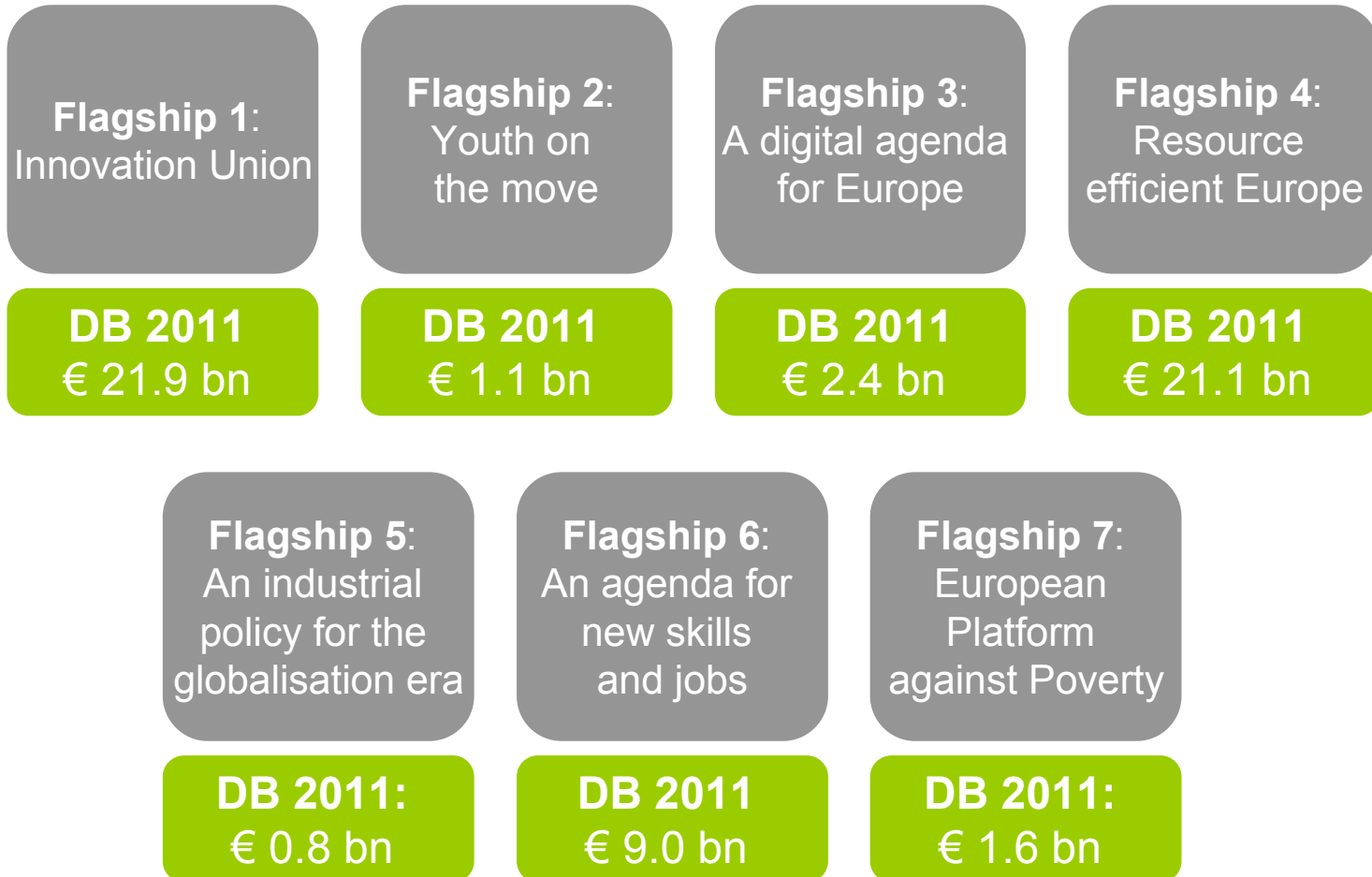
# Launching a decade of smart, sustainable and inclusive growth



**€ 57.9 billion** from DB 2011 linked to EU 2020 flagship initiatives



# DB 2011 commits € 57.9 billion to Europe 2020 flagship initiatives



# DRAFT BUDGET 2011



BEYOND THE CRISIS

